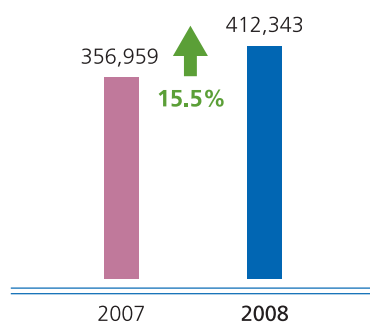


Financial Highlights

| | 2008 | 2007 | Growth |
|---|---------|---------|--------|
| Operating revenue (RMB million) | 412,343 | 356,959 | 15.5% |
| EBITDA (RMB million) | 216,487 | 194,003 | 11.6% |
| EBITDA margin | 52.5% | 54.3% | |
| Profit attributable to shareholders (RMB million) | 112,793 | 87,062 | 29.6% |
| Profit attributable to shareholders margin | 27.4% | 24.4% | |
| Basic EPS (RMB) | 5.63 | 4.35 | 29.4% |
| Dividend per share — Interim (HK\$) | | | |
| — Ordinary | 1.339 | 0.837 | |
| — Special | — | 0.085 | |
| — Final (HK\$) | | | |
| — Ordinary | 1.404 | 1.160 | |
| — Special | — | 0.016 | |
| — Full year (HK\$) | 2.743 | 2.098 | |

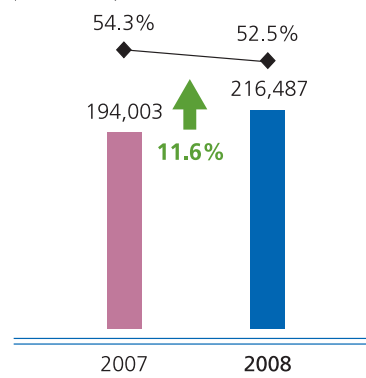
Operating Revenue

(RMB million)



EBITDA

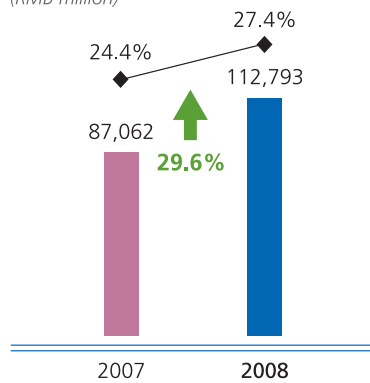
(RMB million)



◆ EBITDA margin

Profit Attributable To Shareholders

(RMB million)



◆ Profit attributable to shareholders margin

Basic EPS

(RMB)

