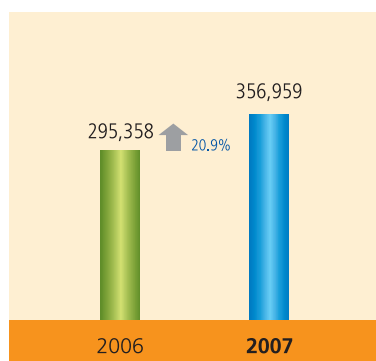


Financial Highlights

	2007	2006	Growth
Operating revenue (RMB million)	356,959	295,358	20.9%
EBITDA (RMB million)	194,003	159,574	21.6%
EBITDA margin	54.3%	54.0%	
Profit attributable to shareholders (RMB million)	87,062	66,026	31.9%
Profit attributable to shareholders margin	24.4%	22.4%	
Basic EPS (RMB)	4.35	3.32	31.0%
Dividend per share – Interim (HK\$)			
– Ordinary	0.837	0.62	
– Special	0.085	0.09	
– Final (HK\$)			
– Ordinary	1.160	0.763	
– Special	0.016	0.069	
– Full year (HK\$)	2.098	1.542	

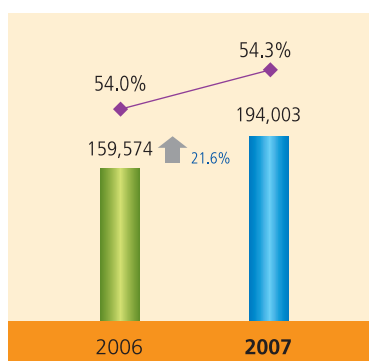
Operating Revenue

(RMB million)



EBITDA

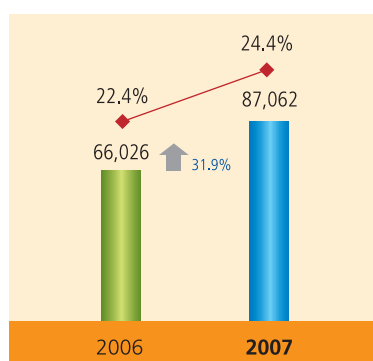
(RMB million)



◆ EBITDA margin

Profit Attributable To Shareholders

(RMB million)



◆ Profit attributable to shareholders margin

Basic EPS

(RMB)

