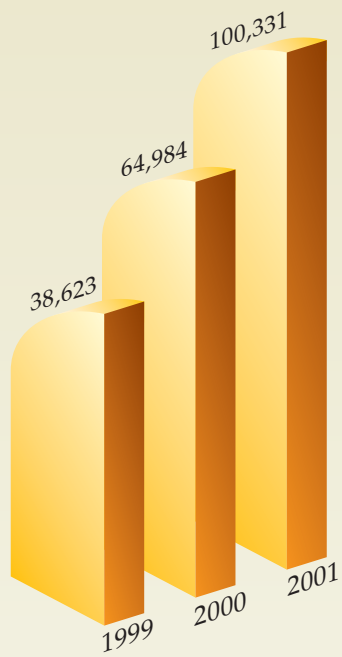


FINANCIAL HIGHLIGHTS

	2001	2000	Growth Rate
Operating revenue (Turnover) (RMB Million)	100,331	64,984	54%
EBITDA (RMB Million)	60,270	37,500	61%
EBITDA margin	60.1%	57.7%	
Profit attributable to shareholders (RMB Million)	28,015	18,027	55%
Earnings per share (RMB)	1.51	1.25	21%

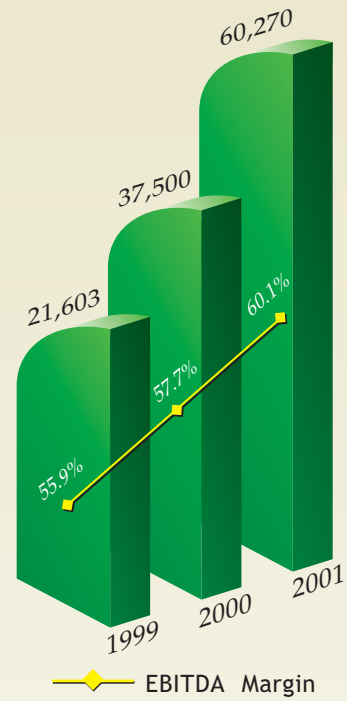
Operating Revenue (Turnover)

(RMB Million)



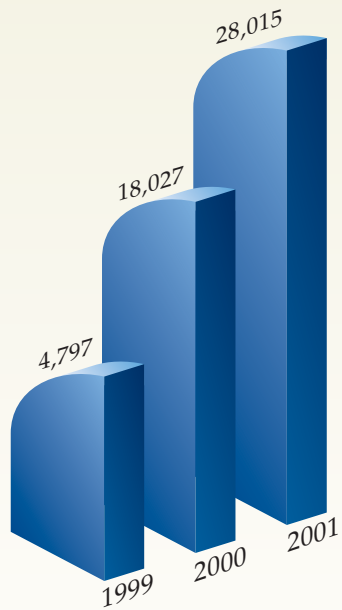
EBITDA

(RMB Million)



Profit Attributable to Shareholders

(RMB Million)



Earnings per Share

(RMB)

