

Financial Highlights

Actual

	2000 RMB Million	1999 RMB Million	Change %
Operating revenue (turnover)	64,984	38,623	68.3
EBITDA	37,500	21,603	73.6
Profit attributable to shareholders (before write-down and write-off of analog network equipment, net of taxation)	19,061	10,320	84.7
Profit attributable to shareholders	18,027	4,797	275.8
Basic Earnings Per Share	RMB1.25	RMB0.40	212.5

Pro-forma Combined

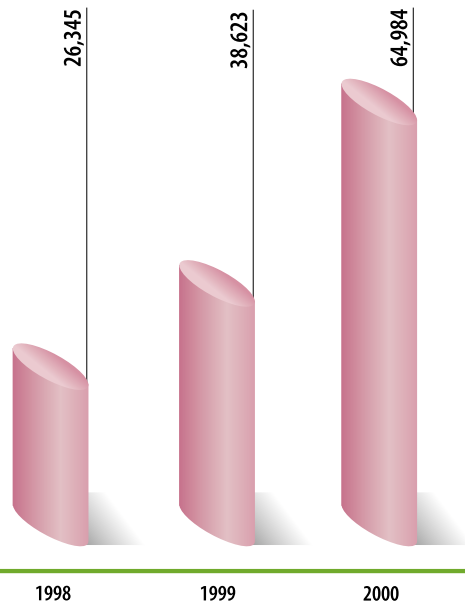
	2000 RMB Million	1999 RMB Million	Change %
Pro-forma combined turnover	92,215	73,025	26.3
Pro-forma combined EBITDA	52,562	39,277	33.8
Pro-forma combined profit attributable to shareholders (before write-down and write-off of analog network equipment, net of taxation)	25,699		
Pro-forma combined profit attributable to shareholders	24,666		

Note: The pro-forma combined operating results are based on the assumption that the existing corporate structure (including 13 mobile communications operating subsidiaries) of the Group had been in place since 1 January 1999.

Financial Highlights


Operating Revenue (Turnover)

(RMB Million)




EBITDA

(RMB Million)



Net Profit

(RMB Million)



Basic Earnings per Share

(RMB)

